

Designed with  
the plumber in mind.



SCREWLESS  
OVERFLOW FACEPLATE



INNOVATIVE  
OVERFLOW GASKET



PRESS-IN  
TRIM VENEER



LOCKING  
DRAIN GASKET



QUARTER-TURN  
TEST PLUGS



# INNOVATIVE FROM TOP TO BOTTOM



# TRUE BLUE™ TABLE OF CONTENTS

DESIGNED WITH THE PLUMBER IN MIND	4
TRUE BLUE BATH WASTE KIT	5
TIME-SAVING FEATURES	6
TOOL-FREE INSTALLATION	7
DRAIN GASKET	8
QUARTER-TURN TEST PLUGS	9
DESIGNER FINISHES	10
STOPPER DESIGNS	11
ORDER TRUE BLUE BATH WASTE	12
CONDENSATE ADAPTER & DIRECT DRAIN FITTING	13
TRUE BLUE FLEX	14
TRUE BLUE BRASS	15
ORDERING INFORMATION	16






# DESIGNED WITH THE PLUMBER IN MIND

SCREWLESS  
OVERFLOW FACEPLATE

INNOVATIVE FOAMED RUBBER GASKET  
WITH SUPERIOR SEAL

LOCKING  
DRAIN GASKET

PRESS-IN DESIGNER  
TRIM VENEER



# TRUE BLUE™ BATH WASTE KIT

Introducing True Blue by Dearborn, the next generation of bath waste.

True Blue was thoughtfully designed for pros with a variety of cutting-edge features, like integrated locking components that simplify installation, and quarter-turn test plugs that make testing quick and painless.

True Blue allows you to go from box, to test, to finishing the job in no time.

## TRUE BLUE ADVANTAGES

### Innovative

- Integrated locking components
- Superior overflow & locking drain gaskets

### Plumber-friendly

- Saves time and money
- Hassle-free, tool-less install

### Flexible

- Easy to install on even the most difficult jobsite
- Works with almost any tub

PRESS-IN TRIM VENEER FOR  
INSTANT DESIGNER FINISHES



ITEM #P9850RB

## PRODUCTS ARE IN COMPLIANCE WITH THE FOLLOWING CODES:



Uniform Plumbing Code (UPC®)



National Plumbing Code of Canada



International Plumbing Code (IPC®)

## Products are in compliance with the following standards:



ASME A112.18.2-2015/CSA B125.2-15





# OVERFLOWING WITH TIME-SAVING FEATURES

## OVERFLOW TEST PLUG

The quarter-turn test plug comes factory pre-installed, simplifying the job to make testing quick and easy. The True Blue overflow test plug is approved for up to 40 feet of head pressure and doubles as a trim veneer installation tool.

- Overflow cover cannot be installed with test plug in place and reduces potential for bathroom air locks
- Reusable

## A NEXT-GEN GASKET

Made with an innovative foamed rubber material, True Blue's overflow gasket provides better compression and memory than traditional gaskets, creating a more reliable seal that will rebound and prevent leaks.

- Unique foamed rubber material
- Superior compression & memory for a better seal that reduces potential for leak paths



PRE-ASSEMBLED COMPONENTS  
MAKE INSTALLATION FASTER



GASKET IS DESIGNED FOR BETTER COMPRESSION AND  
MEMORY AND REDUCES THE CHANCE OF A LEAK PATH



REUSABLE TEST PLUG ALLOWS  
FOR REPEAT TESTING

# TOOL-FREE INSTALLATION

The True Blue overflow cover locks with a simple clockwise turn, requiring no additional tools or screws for installation.

And with depth adjustability, it can accommodate various tub styles and thicknesses with an additional clockwise turn.

## OVERFLOW COVER FEATURES

- No tools needed
- Depth adjustability to fit many tub styles and thicknesses
- Removable for maintenance
- No set screw required
- High flow rate
- Eliminates need for perfect alignment



NO TOOLS  
NEEDED



HIGH  
FLOW RATE



EASY  
ALIGNMENT



DEPTH ADJUSTABILITY WITH  
JUST A CLOCKWISE TURN

WHILE OTHER OVERFLOW COVERS REQUIRE SCREWS AND PRECISE ALIGNMENT, TRUE BLUE IS A PERFECT INSTALL EVERY TIME



QUARTER-TURN TEST PLUGS MAKE  
TESTING EASIER THAN EVER

TWIST AND LOCK OVERFLOW  
COVER DESIGN





# LESS FRUSTRATION EASIER INSTALLATION

Many bath waste installations are performed in tight quarters with limited visibility or little room to maneuver. True Blue improves the process with a set of integrated features to make the job smoother.

## DRAIN GASKET FEATURES

- Locking rubber gasket comes pre-assembled
- Will not move or fall off at odd or difficult angles while installing drain spud
- Softer durometer for better seal

TRUE BLUE UTILIZES A LOCKING DRAIN GASKET THAT  
WILL NOT FALL OFF IN DIFFICULT INSTALLATION  
ANGLES OR WHILE RESETTING THE DRAIN SPUD





# IT STANDS THE TRUE BLUE<sup>TM</sup> TEST

## QUARTER-TURN TEST PLUGS

- Test plugs avoid cross-threading and misalignment
- Integrated locking mechanism makes test plug install quick and reliable
- Drain test plug removable with pipe
- Approved for up to 40 feet of head

QUARTER-TURN TEST PLUGS AVOID  
CROSS-THREADING AND MISALIGNMENT





# DESIGNER FINISHES

## STYLISH FINISHES

True Blue Bath Waste comes in chrome, brushed nickel, oil rubbed bronze, matte black and white, brushed gold, and champagne bronze.

## TRIM KITS FOR ALL FINISHES

- Quickly change trim without removing the spud
- No additional sealants required
- Easily installed with overflow test plug

## FINISHED DRAIN SPUD

Full & Half Kits available with finished drain spud



OVERFLOW TEST PLUG DOUBLES  
AS A TRIM INSTALLATION TOOL



CHROME



BRUSHED NICKEL



OIL-RUBBED BRONZE



WHITE



MATTE BLACK



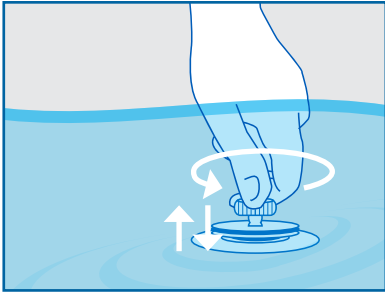
BRUSHED GOLD



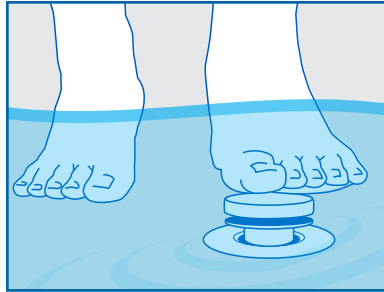
CHAMPAGNE BRONZE

## STOPPER DESIGN OPTIONS

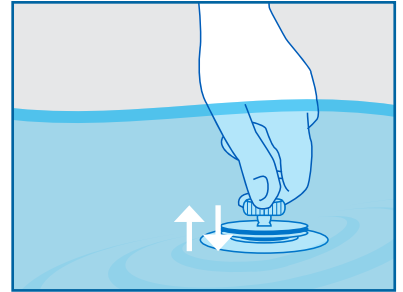
### 1 UNI-LIFT



### 2 TOUCH TOE



### 3 PUSH N' PULL





# ORDER TRUE BLUE™ BATH WASTE

ORDER TRUE BLUE BATH WASTE IN FULL, HALF, ROUGH OR TRIM KITS IN SCHEDULE 40 PVC OR ABS

## FULL KIT INCLUDES



## HALF KIT INCLUDES




## ROUGH KIT INCLUDES



## TRIM KIT INCLUDES

\*Available with Finished Drain Spud



# TRUE BLUE™ BATH WASTE WITH CONDENSATE ADAPTER

True Blue's integrated condensate adapter provides a convenient connection point for condensate lines running from air conditioners and other HVAC units.

## FEATURES AND BENEFITS

- Integrated adapter means no extra solvent weld fittings required.
- 3/4" Male NPT Thread Adapter works with CPVC, PEX & Copper systems.
- 45° angle avoids tub shelf obstruction.
- Great for roof-mounted AC units when the nearest runoff point is the trap below the bathtub.



PEX



COPPER



CPVC

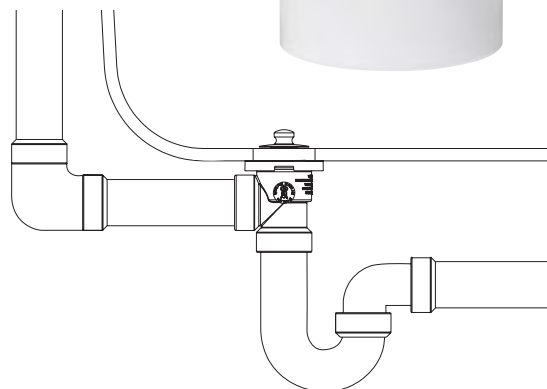


# TRUE BLUE™ BATH WASTE WITH DIRECT DRAIN FITTING

True Blue's direct drain fitting helps you overcome jobsite obstructions like floor joists when a standard sanitary tee cannot be used.

## FEATURES AND BENEFITS

- Locking drain gasket is designed with a softer durometer and will not fall off at tricky angles. Reduces installation frustrations while creating a better seal.
- Great for second story wood construction.







# TRUE BLUE™ FLEX

True Blue Flex is the perfect solution for misaligned and offset drains. More flexible than the leading competitors, the adjustable tubing simplifies the installation and makes it easy to overcome jobsite obstructions.

## FEATURES AND BENEFITS

- Forgiving structure and easier alignment make it more ideal than rigid PVC for novice users
- Reduces the number of additional fittings and solvent welded joints
- Makes it easy to overcome jobsite obstructions such as floor joists and misaligned drains
- Helps to accommodate severely sloped tub walls
- Available in 16" and 24" lengths for Standard and Whirlpool tub depths



Standard PVC Install



True Blue FLEX



FULL KIT



ROUGH KIT

Available in Full and Rough Kits with Touch Toe, Uni-Lift or Push N' Pull stopper options at 16" or 24" lengths.



DIRECT DRAIN FITTING

Also available with Direct Drain Fitting to plumb directly into the drain tee and overcome jobsite obstructions such as joists.



# TRUE BLUE™ BRASS

True Blue Brass is the perfect solution for Commercial and Residential installations where brass bath waste is required.

## FEATURES AND BENEFITS

- Ideal for markets where brass installations are required in both Commercial and Residential applications
- For standard tub depths up to 16" and whirlpool depths up to 24"
- Available in Rough and Full kits with solder and slip joint connections
- Trim Kits are available in designer finishes and are compatible with all True Blue bath waste
- Available with standard slipjoint tee, NY tee, solder tee, and female outlet tee
- "Clean Out Here" overflow face plate included with female outlet tee options





# FULL KITS ORDERING INFORMATION

## PVC



P9860CP

ITEM NO.	DESCRIPTION	CASE QTY	UPC
P9840CP	PVC Full Kit, Push N' Pull Stopper, w/ Test Kit CHR	10	041193343185
P9840BNPS	PVC Full Kit, Push N' Pull Stopper, w/ Test Kit BN	10	041193343192
P9840RBPS	PVC Full Kit, Push N' Pull Stopper, w/ Test Kit ORB	10	041193343208
P9850CP	PVC Full Kit, Touch Toe Stopper, w/ Test Kit CHR	10	041193104908
P9850BNPS	PVC Full Kit, Touch Toe Stopper, w/ Test Kit BN	10	041193104915
P9850RBPS	PVC Full Kit, Touch Toe Stopper, w/ Test Kit ORB	10	041193104922
P9860CP	PVC Full Kit, Uni-Lift Stopper, w/ Test Kit CHR	10	041193104939
P9860BNPS	PVC Full Kit, Uni-Lift Stopper, w/ Test Kit BN	10	041193104946
P9860RBPS	PVC Full Kit, Uni-Lift Stopper, w/ Test Kit ORB	10	041193104953

## ABS



A9850CP

ITEM NO.	DESCRIPTION	CASE QTY	UPC
A9840CP	ABS Full Kit, Push N' Pull Stopper, w/ Test Kit CHR	10	041193343154
A9840BNPS	ABS Full Kit, Push N' Pull Stopper, w/ Test Kit BN	10	041193343161
A9840RBPS	ABS Full Kit, Push N' Pull Stopper, w/ Test Kit ORB	10	041193343178
A9850CP	ABS Full Kit, Touch Toe Stopper, w/ Test Kit CHR	10	041193104847
A9850BNPS	ABS Full Kit, Touch Toe Stopper, w/ Test Kit BN	10	041193104854
A9850RBPS	ABS Full Kit, Touch Toe Stopper, w/ Test Kit ORB	10	041193104861
A9860CP	ABS Full Kit, Uni-Lift Stopper, w/ Test Kit CHR	10	041193104878
A9860BNPS	ABS Full Kit, Uni-Lift Stopper, w/ Test Kit BN	10	041193104885
A9860RBPS	ABS Full Kit, Uni-Lift Stopper, w/ Test Kit ORB	10	041193104892

# HALF KITS ORDERING INFORMATION

## PVC



P9960CP



Condensate Adapter



Direct Drain Fitting



P9960BGPS

ITEM NO.	DESCRIPTION	CASE QTY	UPC
P9940	PVC Half Kit, Push N' Pull Stopper, no Test Kit, CHR	10	041193343352
P9940CP	PVC Half Kit, Push N' Pull Stopper, w/ Test Kit, CHR	10	041193343369
P9940BNPS	PVC Half Kit, Push N' Pull Stopper, w/ Test Kit, BN	10	041193343376
P9940RBPS	PVC Half Kit, Push N' Pull Stopper, w/ Test Kit, ORB	10	041193343383
P9940WHPS	PVC Half Kit, Push N' Pull Stopper, w/ Test Kit, WH	10	041193343390
P9940MBPS	PVC Half Kit, Push N' Pull Stopper, w/ Test Kit, MB	10	041193343406
P9940BGPS	PVC Half Kit, Push N' Pull Stopper, w/ Test Kit, BG	10	041193350077
P9940CBPS	PVC Half Kit, Push N' Pull Stopper, w/ Test Kit, CB	10	041193350060
P9950	PVC Half Kit, Touch Toe Stopper, no Test Kit, CHR	10	041193105042
P9950CP	PVC Half Kit, Touch Toe Stopper, w/ Test Kit, CHR	10	041193105059
P9950BNPS	PVC Half Kit, Touch Toe Stopper, w/ Test Kit, BN	10	041193105066
P9950RBPS	PVC Half Kit, Touch Toe Stopper, w/ Test Kit, ORB	10	041193105073
P9950WHPS	PVC Half Kit, Touch Toe Stopper, w/ Test Kit, WH	10	041193343314
P9950MBPS	PVC Half Kit, Touch Toe Stopper, w/ Test Kit, MB	10	041193343321
P9950BGPS	PVC Half Kit, Touch Toe Stopper, w/ Test Kit, BG	10	041193350091
P9950CBPS	PVC Half Kit, Touch Toe Stopper, w/ Test Kit, CB	10	041193350084
P9960	PVC Half Kit, Uni-Lift Stopper, no Test Kit, CHR	10	041193105080
P9960CP	PVC Half Kit, Uni-Lift Stopper, w/ Test Kit, CHR	10	041193105097
P9960CPC	PVC Half Kit, Uni-Lift Stopper, w/ Test Kit, CHR, Condensate Elbow	10	041193105332
P9960CPD	PVC Half Kit, Uni-Lift Stopper, w/ Test Kit, CHR, Direct Drain	10	041193105356
P9960CPZ	PVC Half Kit, Uni-Lift Stopper, w/ Test Kit, Zinc CHR	10	041193105233
P9960BNPS	PVC Half Kit, Uni-Lift Stopper, w/ Test Kit, BN	10	041193105103
P9960RBPS	PVC Half Kit, Uni-Lift Stopper, w/ Test Kit, ORB	10	041193105110
P9960WHPS	PVC Half Kit, Uni-Lift Stopper, w/ Test Kit, WH	10	041193343338
P9960MBPS	PVC Half Kit, Uni-Lift Stopper, w/ Test Kit, MB	10	041193343345
P9960BGPS	PVC Half Kit, Uni-Lift Stopper, w/ Test Kit, BG	10	041193350114
P9960CBPS	PVC Half Kit, Uni-Lift Stopper, w/ Test Kit, CB	10	041193350107

# HALF KITS ORDERING INFORMATION CONT.

## ABS



A9950RBPS



A9950WHPS

ITEM NO.	DESCRIPTION	CASE QTY	UPC
A9940	ABS Half Kit, Push N' Pull Stopper, no Test Kit, CHR	10	041193343253
A9940CP	ABS Half Kit, Push N' Pull Stopper, w/ Test Kit, CHR	10	041193343260
A9940BNPS	ABS Half Kit, Push N' Pull Stopper, w/ Test Kit, BN	10	041193343277
A9940RBPS	ABS Half Kit, Push N' Pull Stopper, w/ Test Kit, ORB	10	041193343284
A9940WHPS	ABS Half Kit, Push N' Pull Stopper, w/ Test Kit, WH	10	041193343291
A9940MBPS	ABS Half Kit, Push N' Pull Stopper, w/ Test Kit, MB	10	041193343307
A9940BGPS	ABS Half Kit, Push N' Pull Stopper, w/ Test Kit, BG	10	041193350015
A9940CBPS	ABS Half Kit, Push N' Pull Stopper, w/ Test Kit, CB	10	041193350008
A9950	ABS Half Kit, Touch Toe Stopper, no Test Kit, CHR	10	041193104960
A9950CP	ABS Half Kit, Touch Toe Stopper, w/ Test Kit, CHR	10	041193104977
A9950BNPS	ABS Half Kit, Touch Toe Stopper, w/ Test Kit, BN	10	041193104984
A9950RBPS	ABS Half Kit, Touch Toe Stopper, w/ Test Kit, ORB	10	041193104991
A9950WHPS	ABS Half Kit, Touch Toe Stopper, w/ Test Kit, WH	10	041193343215
A9950MBPS	ABS Half Kit, Touch Toe Stopper, w/ Test Kit, MB	10	041193343222
A9950BGPS	ABS Half Kit, Touch Toe Stopper, w/ Test Kit, BG	10	041193350039
A9950CBPS	ABS Half Kit, Touch Toe Stopper, w/ Test Kit, CB	10	041193350022
A9960	ABS Half Kit, Uni-Lift Stopper, no Test Kit, CHR	10	041193105004
A9960CP	ABS Half Kit, Uni-Lift Stopper, w/ Test Kit, CHR	10	041193105011
A9960CPC	ABS Half Kit, Uni-Lift Stopper, w/ Test Kit, CHR, Condensate Elbow	10	041193105325
A9960CPD	ABS Half Kit, Uni-Lift Stopper, w/ Test Kit, CHR, Direct Drain	10	041193105349
A9960BNPS	ABS Half Kit, Uni-Lift Stopper, w/ Test Kit, BN	10	041193105028
A9960RBPS	ABS Half Kit, Uni-Lift Stopper, w/ Test Kit, ORB	10	041193105035
A9960CPZ	ABS Half Kit, Uni-Lift Stopper, w/ Test Kit, Zinc CHR	10	041193105226
A9960WHPS	ABS Half Kit, Uni-Lift Stopper, w/ Test Kit, WH	10	041193343239
A9960MBPS	ABS Half Kit, Uni-Lift Stopper, w/ Test Kit, MB	10	041193343246
A9960BGPS	ABS Half Kit, Uni-Lift Stopper, w/ Test Kit, BG	10	041193350053
A9960CBPS	ABS Half Kit, Uni-Lift Stopper, w/ Test Kit, CB	10	041193350046



# ROUGH KITS ORDERING INFORMATION

## PVC



P9975

ITEM NO.	DESCRIPTION	CASE QTY	UPC
P9970	PVC Rough Kit, No Test Kit, CHR	10	041193105141
P9975	PVC Rough Kit, w/ Test Kit, CHR	10	041193105158
P9975Z	PVC Rough Kit, w/ Test Kit, Zinc CHR	10	041193105257
P9975C	PVC Rough Kit, w/ Test Kit, CHR, Condensate Elbow	10	041193105264
P9975ZC	PVC Rough Kit, w/ Test Kit, CHR, Zinc, Condensate Elbow	10	041193105288
P9975D	PVC Rough Kit, w/ Test Kit, CHR, Direct Drain	10	041193105295
P9975ZD	PVC Rough Kit, w/ Test Kit, CHR, Zinc, Direct Drain	10	041193105318

## ABS



A9975

ITEM NO.	DESCRIPTION	CASE QTY	UPC
A9970	ABS Rough Kit, No Test Kit, CHR	10	041193105127
A9975	ABS Rough Kit, w/ Test Kit, CHR	10	041193105134
A9975Z	ABS Rough Kit, w/ Test Kit, Zinc CHR	10	041193105240
A9975C	ABS Rough Kit, w/ Test Kit, CHR, Condensate Elbow	10	041193105271
A9975D	ABS Rough Kit, w/ Test Kit, CHR, Direct Drain	10	041193105301



# FLEX ORDERING INFORMATION

## FULL KIT



F16P9860CP



F16P9860CP

ITEM NO.	DESCRIPTION	CASE QTY	UPC
F16P9860CP	16" FLEX PVC Full Kit, Uni-Lift Stopper w/ Test, CHR	10	041193462886
F16P9860BN	16" FLEX PVC Full Kit, Uni-Lift Stopper w/ Test, BN	10	041193462893
F16P60RB	16" FLEX PVC Full Kit, Uni-Lift Stopper w/ Test, ORB	10	041193462909
F16P60CPZ	16" FLEX PVC Full Kit, Uni-Lift Stopper w/ Test, CHR, Zinc	10	041193462916
F16P9850CP	16" FLEX PVC Full Kit, Touch-Toe Stopper w/ Test, Chrome	10	041193462923
F16P50BN	16" FLEX PVC Full Kit, Touch-Toe Stopper w/ Test, BN	10	041193462930
F16P9850RB	16" FLEX PVC Full Kit, Touch-Toe Stopper w/ Test, ORB	10	041193462947
F16P985PZ	16" FLEX PVC Full Kit, Touch-Toe Stopper w/ Test, CHR, Zinc	10	041193462954
F16P9840CP	16" FLEX PVC Full Kit, Push-Pull Stopper w/ Test, CHR	10	041193462961
F16P9840BN	16" FLEX PVC Full Kit, Push-Pull Stopper w/ Test, BN	10	041193462978
F16P40RB	16" FLEX PVC Full Kit, Push-Pull Stopper w/ Test, ORB	10	041193462985
F16P40CPZ	16" FLEX PVC Full Kit, Push-Pull Stopper w/ Test, CHR, Zinc	10	041193462992
F24P9860CP	24" FLEX PVC Full Kit, Uni-Lift Stopper w/ Test, CHR	10	041193463005
F24P9860BN	24" FLEX PVC Full Kit, Uni-Lift Stopper w/ Test, BN	10	041193463012
F24P9860RB	24" FLEX PVC Full Kit, Uni-Lift Stopper w/ Test, ORB	10	041193463029
F24P9850CP	24" FLEX PVC Full Kit, Touch-Toe Stopper w/ Test, CHR	10	041193463036
F24P9850BN	24" FLEX PVC Full Kit, Touch-Toe Stopper w/ Test, BN	10	041193463043
F24P9850RB	24" FLEX PVC Full Kit, Touch-Toe Stopper w/ Test, ORB	10	041193463050
F24P40CP	24" FLEX PVC Full Kit, Push-Pull Stopper w/ Test, CHR	10	041193463067
F24P9840BN	24" FLEX PVC Full Kit, Push-Pull Stopper w/ Test, BN	10	041193463074
F24P40RB	24" FLEX PVC Full Kit, Push-Pull Stopper w/ Test, ORB	10	041193463081
F16P9860CPD	16" FLEX PVC Full Kit, Uni-Lift Stopper w/ Test, CHR, Direct Drain	10	041193463098
F16P50CPD	16" FLEX PVC Full Kit, Touch-Toe Stopper w/ Test, CHR, Direct Drain	10	041193463104
F16P40CPD	16" FLEX PVC Full Kit, Push-Pull Stopper w/ Test, CHR, Direct Drain	10	041193463111

# FLEX ORDERING INFORMATION CONT.

## ROUGH KIT



ITEM NO.W	DESCRIPTION	CASE QTY	UPC
F16P9975	16" FLEX PVC Rough Kit w/ Test, CHR	10	041193463128
F24P9975	24" FLEX PVC Rough Kit w/ Test, CHR	10	041193463135
F16P9975Z	16" FLEX PVC Rough Kit w/ Test, CHR, Zinc	10	041193463142
F24P9975Z	24" FLEX PVC Rough Kit w/ Test, CHR, Zinc	10	041193463159
F16P9975D	16" FLEX PVC Rough Kit w/ Test, CHR, Direct Drain	10	041193463166
F24P9975D	24" FLEX PVC Rough Kit w/ Test, CHR, Direct Drain	10	041193463173
F16P9975ZD	16" FLEX PVC Rough Kit w/ Test, CHR, Direct Drain, Zinc	10	041193463180
F24P9975ZD	24" FLEX PVC Rough Kit w/ Test, CHR, Direct Drain, Zinc	10	041193463197



# BRASS ORDERING INFORMATION

## FULL KIT



ITEM NO.	DESCRIPTION	CASE QTY	UPC
B178840CP	17 Ga Brass Full Kit, Push n' Pull Stopper w/ Test Kit, Slip Joint, CHR	10	041193350343
B178840CPS	17 Ga Brass Full Kit, Push n' Pull Stopper w/ Test Kit, Solder, CHR	10	041193350787
B178850CP	17 Ga Brass Full Kit, Touch Toe Stopper w/ Test Kit, Slip Joint, CHR	10	041193350305
B178850CPNY	17 Ga Brass Full Kit, Touch Toe Stopper w/ Test Kit, Slip Joint, CHR, New York Tee	10	041193350312
B178850CPS	17 Ga Brass Full Kit, Touch Toe Stopper w/ Test Kit, Solder, CHR	10	041193350350
B178860CPCO	17 Ga Brass Full Kit, Uni-Lift Stopper w/ Test Kit, Slip Joint, CHR - Clean Out Here	10	041193350329
B178860CPFO	17 Ga Brass Full Kit, Uni-Lift Stopper w/ Test Kit, Slip Joint, CHR, Female Outlet Tee - Clean Out Here	10	041193350336
B178860CPS	17 Ga Brass Full Kit, Uni-Lift Stopper w/ Test Kit, Solder, CHR	10	041193350367
B178940CP	17 Ga Brass Full Kit, Push n' Pull Stopper w/ Test Kit, Slip Joint, CHR - Whirlpool Tubs	10	041193350794
B178940CPS	17 Ga Brass Full Kit, Push n' Pull Stopper w/ Test Kit, Solder, CHR - Whirlpool Tubs	10	041193350800
B178950CP	17 Ga Brass Full Kit, Touch Toe Stopper w/ Test Kit, Slip Joint, CHR - Whirlpool Tubs	10	041193350381
B178950CPNY	17 Ga Brass Full Kit, Touch Toe Stopper w/ Test Kit, Slip Joint, CHR, New York Tee - Whirlpool Tubs	10	041193350398
B178950CPS	17 Ga Brass Full Kit, Touch Toe Stopper w/ Test Kit, Solder, CHR - Whirlpool Tubs	10	041193350435
B178960CPCO	17 Ga Brass Full Kit, Uni-Lift Stopper w/ Test Kit, Slip Joint, CHR - Whirlpool Tubs - Clean Out Here	10	041193350404
B178960CPFO	17 Ga Brass Full Kit, Uni-Lift Stopper w/ Test Kit, Slip Joint, CHR, Female Outlet Tee - Whirlpool Tubs - Clean Out Here	10	041193350411
B178960CPS	17 Ga Brass Full Kit, Uni-Lift Stopper w/ Test Kit, Solder, CHR - Whirlpool Tubs	10	041193350442

# BRASS ORDERING INFORMATION CONT.

## FULL KIT CONT.



ITEM NO.	DESCRIPTION	CASE QTY	UPC
B208840CP	20 Ga Brass Full Kit, Push n' Pull Stopper w/ Test Kit, Slip Joint, CHR	10	041193350817
B208840CPS	20 Ga Brass Full Kit, Push n' Pull Stopper w/ Test Kit, Solder, CHR	10	041193350824
B208850CP	20 Ga Brass Full Kit, Touch Toe Stopper w/ Test Kit, Slip Joint, CHR	10	041193350466
B208850CPNY	20 Ga Brass Full Kit, Touch Toe Stopper w/ Test Kit, Slip Joint, CHR, New York Tee	10	041193350473
B208850CPS	20 Ga Brass Full Kit, Touch Toe Stopper w/ Test Kit, Solder, CHR	10	041193350510
B208860CPCO	20 Ga Brass Full Kit, Uni-Lift Stopper w/ Test Kit, Slip Joint, CHR - Clean Out Here	10	041193350480
B208860CPFO	20 Ga Brass Full Kit, Uni-Lift Stopper w/ Test Kit, Slip Joint, CHR, Female Outlet Tee - Clean Out Here	10	041193350497
B208860CPS	20 Ga Brass Full Kit, Uni-Lift Stopper w/ Test Kit, Solder, CHR	10	041193350527
B208940CP	20 Ga Brass Full Kit, Push n' Pull Stopper w/ Test Kit, Slip Joint, CHR - Whirlpool Tubs	10	041193350831
B208940CPS	20 Ga Brass Full Kit, Push n' Pull Stopper w/ Test Kit, Solder, CHR - Whirlpool Tubs	10	041193350848
B208950CP	20 Ga Brass Full Kit, Touch Toe Stopper w/ Test Kit, Slip Joint, CHR - Whirlpool Tubs	10	041193350541
B208950CPNY	20 Ga Brass Full Kit, Touch Toe Stopper w/ Test Kit, Slip Joint, CHR, New York Tee - Whirlpool Tubs	10	041193350558
B208950CPS	20 Ga Brass Full Kit, Touch Toe Stopper w/ Test Kit, Solder, CHR - Whirlpool Tubs	10	041193350596
B208960CPCO	20 Ga Brass Full Kit, Uni-Lift Stopper w/ Test Kit, Slip Joint, CHR - Whirlpool Tubs - Clean Out Here	10	041193350565
B208960CPFO	20 Ga Brass Full Kit, Uni-Lift Stopper w/ Test Kit, Slip Joint, CHR, Female Outlet Tee - Whirlpool Tubs - Clean Out Here	10	041193350572
B208960CPS	20 Ga Brass Full Kit, Uni-Lift Stopper w/ Test Kit, Solder, CHR - Whirlpool Tubs	10	041193350602





# BRASS ORDERING INFORMATION CONT.

## ROUGH KIT



ITEM NO.	DESCRIPTION	CASE QTY	UPC
B178875	17 Ga Brass Rough Kit w/ Test Kit, Slip Joint, CHR	10	041193350626
B178875FO	17 Ga Brass Rough Kit w/ Test Kit, Slip Joint, CHR, Female Outlet Tee	10	041193350640
B178875NY	17 Ga Brass Rough Kit w/ Test Kit, Slip Joint, CHR, New York Tee	10	041193350633
B178875S	17 Ga Brass Rough Kit w/ Test Kit, Solder, CHR	10	041193350657
B178975	17 Ga Brass Rough Kit w/ Test Kit, Slip Joint, CHR - Whirlpool Tubs	10	041193350664
B178975FO	17 Ga Brass Rough Kit w/ Test Kit, Slip Joint, CHR, Female Outlet Tee - Whirlpool Tubs	10	041193350688
B178975NY	17 Ga Brass Rough Kit w/ Test Kit, Slip Joint, CHR, New York Tee - Whirlpool Tubs	10	041193350671
B178975S	17 Ga Brass Rough Kit w/ Test Kit, Solder, CHR - Whirlpool Tubs	10	041193350695
B208875	20 Ga Brass Rough Kit w/ Test Kit, Slip Joint, CHR	10	041193350701
B208875FO	20 Ga Brass Rough Kit w/ Test Kit, Slip Joint, CHR, Female Outlet Tee	10	041193350725
B208875NY	20 Ga Brass Rough Kit w/ Test Kit, Slip Joint, CHR, New York Tee	10	041193350718
B208875S	20 Ga Brass Rough Kit w/ Test Kit, Solder, CHR	10	041193350732
B208975	20 Ga Brass Rough Kit w/ Test Kit, Slip Joint, CHR - Whirlpool Tubs	10	041193350749
B208975FO	20 Ga Brass Rough Kit w/ Test Kit, Slip Joint, CHR, Female Outlet Tee - Whirlpool Tubs	10	041193350763
B208975NY	20 Ga Brass Rough Kit w/ Test Kit, Slip Joint, CHR, New York Tee - Whirlpool Tubs	10	041193350756
B208975S	20 Ga Brass Rough Kit w/ Test Kit, Solder, CHR - Whirlpool Tubs	10	041193350770

# TRIM KITS ORDERING INFORMATION

## TOUCH-TOE



ITEM NO.	DESCRIPTION	CASE QTY	UPC
K97CP	Trim Kit, Touch Toe, CHR, No Veneer Included	10	041193105165
K97BN	Trim Kit, Touch Toe, BN	10	041193105172
K97RB	Trim Kit, Touch Toe, ORB	10	041193105189
K97WH	Trim Kit, Touch Toe, WH	10	041193343413
K97MB	Trim Kit, Touch Toe, MB	10	041193343420
K97BG	Trim Kit, Touch Toe, BG	10	041193350145
K97CB	Trim Kit, Touch Toe, CB	10	041193350121
K97BNPS	Trim Kit, Touch Toe, BN, Finished Drain Spud	10	041193121127
K97RBPS	Trim Kit, Touch Toe, ORB, Finished Drain Spud	10	041193121134
K97WHPS	Trim Kit, Touch Toe, WH, Finished Drain Spud	10	041193121141
K97MBPS	Trim Kit, Touch Toe, MB, Finished Drain Spud	10	041193121158
K97BGPS	Trim Kit, Touch Toe, BG, Finished Drain Spud	10	041193350152
K97CBPS	Trim Kit, Touch Toe, CB, Finished Drain Spud	10	041193350138

## UNI-LIFT



ITEM NO.	DESCRIPTION	CASE QTY	UPC
K98CP	Trim Kit, Uni-Lift, CHR, No Veneer Included	10	041193105196
K98BN	Trim Kit, Uni-Lift, BN	10	041193105202
K98RB	Trim Kit, Uni-Lift, ORB	10	041193105219
K98WH	Trim Kit, Uni-Lift, WH	10	041193343437
K98MB	Trim Kit, Uni-Lift, MB	10	041193343444
K98BG	Trim Kit, Uni-Lift, BG	10	041193350183
K98CB	Trim Kit, Uni-Lift, CB	10	041193350169
K98BNPS	Trim Kit, Uni-Lift, BN, Finished Drain Spud	10	041193121080
K98RBPS	Trim Kit, Uni-Lift, ORB, Finished Drain Spud	10	041193121097
K98WHPS	Trim Kit, Uni-Lift, WH, Finished Drain Spud	10	041193121103
K98MBPS	Trim Kit, Uni-Lift, MB, Finished Drain Spud	10	041193121110
K98BGPS	Trim Kit, Uni-Lift, BG, Finished Drain Spud	10	041193350190
K98CBPS	Trim Kit, Uni-Lift, CB, Finished Drain Spud	10	041193350176



# TRIM KITS ORDERING INFORMATION CONT.

## PUSH N' PULL



ITEM NO.	DESCRIPTION	CASE QTY	UPC
K99CP	Trim Kit, Push N' Pull, CHR, No Veneer Included	10	041193343451
K99BN	Trim Kit, Push N' Pull, BN	10	041193343468
K99RB	Trim Kit, Push N' Pull, ORB	10	041193343475
K99WH	Trim Kit, Push N' Pull, WH	10	041193343482
K99MB	Trim Kit, Push N' Pull, MB	10	041193343499
K99BG	Trim Kit, Push N' Pull, BG	10	041193350220
K99CB	Trim Kit, Push N' Pull, CB	10	041193350206
K99BNPS	Trim Kit, Push N' Pull, BN, Finished Drain Spud	10	041193121165
K99RBPS	Trim Kit, Push N' Pull, ORB, Finished Drain Spud	10	041193121172
K99WHPS	Trim Kit, Push N' Pull, WH, Finished Drain Spud	10	041193121189
K99MBPS	Trim Kit, Push N' Pull, MB, Finished Drain Spud	10	041193121196
K99BGPS	Trim Kit, Push N' Pull, BG, Finished Drain Spud	10	041193350237
K99CBPS	Trim Kit, Push N' Pull, CB, Finished Drain Spud	10	041193350213

# REPLACEMENT PARTS AND ACCESSORIES


## ORDERING INFORMATION



4516-1



4516-3



4516-4



4516-6



4516-10



4516-2



1000000063

ITEM NO.	DESCRIPTION	CASE QTY	UPC
4516-1	Brass Drain Spud	10	041193115874
4516-2	Drain Elbow Gasket	100 (10 per bag)	041193115805
4516-3	Overflow Washer	120 (20 per bag)	041193115423
4516-4	Drain & Overflow Test Plugs	100 (5 each per bag)	041193115867
4516-5	Zinc Drain Spud	10	041193115850
4516-6	Trim Veneer, BN	10	041193115843
4516-7	Trim Veneer, ORB	10	041193115836
4516-8	Overflow Faceplate, BN	10	041193115829
4516-9	Overflow Faceplate, ORB	10	041193115812
4516-10	Overflow Faceplate, CHR	10	041193115881
1000000063	1-1/2 in. x 8-1/2 in. 17-Gauge Brass Threaded Tailpiece	10	041193999320

# POWER OF ONE

**#1 in the industry.** Oatey® is the number one source for purchasing the leading brands in the plumbing industry.

**One call does it all.** Only Oatey brings you the plumbing industry's best brands in one source, making it easy to purchase any product across all our brands on one invoice, in one shipment.

## TO PLACE AN ORDER

**Contact your local Oatey Representative  
800-321-9532**

Dearborn® is part of the **Oatey** family of companies

[Oatey.com/Dearborn](https://www.Oatey.com/Dearborn)

LCS1086M 12/24