



Hercules Cesspool Cleaner

HCC Holdings, Inc. an Oatey Affiliate

Version No: 1.2
Safety Data Sheet according to OSHA HazCom Standard (2012) requirements

Issue Date: **01/07/2022**
Print Date: **01/07/2022**
S.GHS.USA.EN

SECTION 1 Identification

Product Identifier

Product name	Hercules Cesspool Cleaner
Synonyms	Not Available
Proper shipping name	Sodium hydroxide, solid
Other means of identification	20715

Recommended use of the chemical and restrictions on use

Relevant identified uses	Drain opener.
--------------------------	---------------

Name, address, and telephone number of the chemical manufacturer, importer, or other responsible party

Registered company name	HCC Holdings, Inc. an Oatey Affiliate
Address	4700 West 160th Street Cleveland, OH 44135 United States
Telephone	216-267-7100
Fax	Not Available
Website	Not Available
Email	info@oatey.com

Emergency phone number

Association / Organisation	Chemtrec
Emergency telephone numbers	1-800-424-9300 (Outside the US 1-703-527-3887)
Other emergency telephone numbers	Emergency First Aid: 1-877-740-5015


SECTION 2 Hazard(s) identification

Classification of the substance or mixture

Classification	Corrosive to Metals Category 1, Serious Eye Damage/Eye Irritation Category 1, Skin Corrosion/Irritation Category 1A
----------------	---

Label elements

Hercules Cesspool Cleaner

Hazard pictogram(s)	
----------------------------	---

Signal word	Danger
--------------------	---------------

Hazard statement(s)

	May be corrosive to metals.
	Causes severe skin burns and eye damage.

Hazard(s) not otherwise classified

Not Applicable

Precautionary statement(s) Prevention

	Do not breathe dust/fume.
	Wash all exposed external body areas thoroughly after handling.
	Wear protective gloves, protective clothing, eye protection and face protection.
	Keep only in original container.

Precautionary statement(s) Response

	IF SWALLOWED: Rinse mouth. Do NOT induce vomiting.
	IF ON SKIN (or hair): Take off immediately all contaminated clothing. Rinse skin with water/shower.
	IF IN EYES: Rinse cautiously with water for several minutes. Remove contact lenses, if present and easy to do. Continue rinsing.
	Immediately call a POISON CENTER/doctor/physician/first aider.
	Wash contaminated clothing before reuse.
	IF INHALED: Remove person to fresh air and keep comfortable for breathing.
	Absorb spillage to prevent material damage.

Precautionary statement(s) Storage

	Store locked up.
	Store in corrosive resistant/ container with a resistant inner liner.

Precautionary statement(s) Disposal

	Dispose of contents/container to authorised hazardous or special waste collection point in accordance with any local regulation.
--	--

SECTION 3 Composition / information on ingredients**Substances**

See section below for composition of Mixtures

Mixtures

CAS No	%[weight]	Name
1310-73-2	95-100	<u>sodium hydroxide</u>

SECTION 4 First-aid measures**Description of first aid measures**

Eye Contact	<p>If this product comes in contact with the eyes:</p> <ul style="list-style-type: none"> ▶ Immediately hold eyelids apart and flush the eye continuously with running water. ▶ Ensure complete irrigation of the eye by keeping eyelids apart and away from eye and moving the eyelids by occasionally lifting the upper and lower lids. ▶ Continue flushing until advised to stop by the Poisons Information Centre or a doctor, or for at least 15 minutes. ▶ Transport to hospital or doctor without delay. ▶ Removal of contact lenses after an eye injury should only be undertaken by skilled personnel.
--------------------	--

Continued...

Hercules Cesspool Cleaner

Skin Contact	<p>If skin or hair contact occurs:</p> <ul style="list-style-type: none"> ▶ Immediately flush body and clothes with large amounts of water, using safety shower if available. ▶ Quickly remove all contaminated clothing, including footwear. ▶ Wash skin and hair with running water. Continue flushing with water until advised to stop by the Poisons Information Centre. ▶ Transport to hospital, or doctor.
Inhalation	<ul style="list-style-type: none"> ▶ If fumes or combustion products are inhaled remove from contaminated area. ▶ Lay patient down. Keep warm and rested. ▶ Prostheses such as false teeth, which may block airway, should be removed, where possible, prior to initiating first aid procedures. ▶ Apply artificial respiration if not breathing, preferably with a demand valve resuscitator, bag-valve mask device, or pocket mask as trained. Perform CPR if necessary. ▶ Transport to hospital, or doctor, without delay. ▶ Inhalation of vapours or aerosols (mists, fumes) may cause lung oedema. ▶ Corrosive substances may cause lung damage (e.g. lung oedema, fluid in the lungs). ▶ As this reaction may be delayed up to 24 hours after exposure, affected individuals need complete rest (preferably in semi-recumbent posture) and must be kept under medical observation even if no symptoms are (yet) manifested. ▶ Before any such manifestation, the administration of a spray containing a dexamethasone derivative or beclomethasone derivative may be considered. <p>This must definitely be left to a doctor or person authorised by him/her. (ICSC13719)</p>
Ingestion	<ul style="list-style-type: none"> ▶ IF SWALLOWED, REFER FOR MEDICAL ATTENTION, WHERE POSSIBLE, WITHOUT DELAY. ▶ For advice, contact a Poisons Information Centre or a doctor. ▶ Urgent hospital treatment is likely to be needed. ▶ In the mean time, qualified first-aid personnel should treat the patient following observation and employing supportive measures as indicated by the patient's condition. ▶ If the services of a medical officer or medical doctor are readily available, the patient should be placed in his/her care and a copy of the SDS should be provided. Further action will be the responsibility of the medical specialist. ▶ If medical attention is not available on the worksite or surroundings send the patient to a hospital together with a copy of the SDS. <p>Where medical attention is not immediately available or where the patient is more than 15 minutes from a hospital or unless instructed otherwise:</p> <ul style="list-style-type: none"> ▶ INDUCE vomiting with fingers down the back of the throat, ONLY IF CONSCIOUS. Lean patient forward or place on left side (head-down position, if possible) to maintain open airway and prevent aspiration. <p>NOTE: Wear a protective glove when inducing vomiting by mechanical means.</p>

Most important symptoms and effects, both acute and delayed

See Section 11

Indication of any immediate medical attention and special treatment needed

For acute or short-term repeated exposures to highly alkaline materials:

- ▶ Respiratory stress is uncommon but present occasionally because of soft tissue edema.
- ▶ Unless endotracheal intubation can be accomplished under direct vision, cricothyroidotomy or tracheotomy may be necessary.
- ▶ Oxygen is given as indicated.
- ▶ The presence of shock suggests perforation and mandates an intravenous line and fluid administration.
- ▶ Damage due to alkaline corrosives occurs by liquefaction necrosis whereby the saponification of fats and solubilisation of proteins allow deep penetration into the tissue.

Alkalis continue to cause damage after exposure.

INGESTION:

- ▶ Milk and water are the preferred diluents

No more than 2 glasses of water should be given to an adult.

- ▶ Neutralising agents should never be given since exothermic heat reaction may compound injury.

* Catharsis and emesis are absolutely contra-indicated.

* Activated charcoal does not absorb alkali.

* Gastric lavage should not be used.

Supportive care involves the following:

- ▶ Withhold oral feedings initially.
- ▶ If endoscopy confirms transmucosal injury start steroids only within the first 48 hours.
- ▶ Carefully evaluate the amount of tissue necrosis before assessing the need for surgical intervention.
- ▶ Patients should be instructed to seek medical attention whenever they develop difficulty in swallowing (dysphagia).

SKIN AND EYE:

- ▶ Injury should be irrigated for 20-30 minutes.

Eye injuries require saline. [Ellenhorn & Barceloux: Medical Toxicology]

SECTION 5 Fire-fighting measures

Hercules Cesspool Cleaner

Extinguishing media

- ▶ Water spray or fog.
- ▶ Foam.
- ▶ Dry chemical powder.
- ▶ BCF (where regulations permit).
- ▶ Carbon dioxide.

Special hazards arising from the substrate or mixture

Fire Incompatibility	None known.
-----------------------------	-------------

Special protective equipment and precautions for fire-fighters

Fire Fighting	Wear positive pressure self-contained breathing apparatus (SCBA).
Fire/Explosion Hazard	May emit corrosive fumes.

SECTION 6 Accidental release measures

Personal precautions, protective equipment and emergency procedures

See section 8

Environmental precautions

See section 12

Methods and material for containment and cleaning up

Minor Spills	<ul style="list-style-type: none"> ▶ Remove all ignition sources. ▶ Clean up all spills immediately. ▶ Avoid contact with skin and eyes. ▶ Control personal contact with the substance, by using protective equipment. ▶ Use dry clean up procedures and avoid generating dust. ▶ Place in a suitable, labelled container for waste disposal. ▶ Drains for storage or use areas should have retention basins for pH adjustments and dilution of spills before discharge or disposal of material. ▶ Check regularly for spills and leaks.
Major Spills	<p>Environmental hazard - contain spillage.</p> <ul style="list-style-type: none"> ▶ Clear area of personnel and move upwind. ▶ Alert Fire Department and tell them location and nature of hazard. ▶ May be violently or explosively reactive. ▶ Wear full body protective clothing with breathing apparatus. ▶ Prevent, by any means available, spillage from entering drains or water course. ▶ Consider evacuation (or protect in place). ▶ Stop leak if safe to do so. ▶ Contain spill with sand, earth or vermiculite. ▶ Collect recoverable product into labelled containers for recycling. ▶ Neutralise/decontaminate residue (see Section 13 for specific agent). ▶ Collect solid residues and seal in labelled drums for disposal. ▶ Wash area and prevent runoff into drains. ▶ After clean up operations, decontaminate and launder all protective clothing and equipment before storing and re-using. ▶ If contamination of drains or waterways occurs, advise emergency services.

Personal Protective Equipment advice is contained in Section 8 of the SDS.

SECTION 7 Handling and storage

Precautions for safe handling

Safe handling	<ul style="list-style-type: none"> ▶ Avoid all personal contact, including inhalation. ▶ Wear protective clothing when risk of exposure occurs. ▶ Use in a well-ventilated area. ▶ WARNING: To avoid violent reaction, ALWAYS add material to water and NEVER water to material. ▶ Avoid smoking, naked lights or ignition sources. ▶ Avoid contact with incompatible materials. ▶ When handling, DO NOT eat, drink or smoke. ▶ Keep containers securely sealed when not in use.
----------------------	--

Continued...

Hercules Cesspool Cleaner

	<ul style="list-style-type: none"> ▶ Avoid physical damage to containers. ▶ Always wash hands with soap and water after handling. ▶ Work clothes should be laundered separately. Launder contaminated clothing before re-use. ▶ Use good occupational work practice. ▶ Observe manufacturer's storage and handling recommendations contained within this SDS. ▶ Atmosphere should be regularly checked against established exposure standards to ensure safe working conditions are maintained.
Other information	<ul style="list-style-type: none"> ▶ Store in original containers. ▶ Keep containers securely sealed. ▶ Store in a cool, dry, well-ventilated area. ▶ Store away from incompatible materials and foodstuff containers. ▶ Protect containers against physical damage and check regularly for leaks. ▶ Observe manufacturer's storage and handling recommendations contained within this SDS. ▶ DO NOT store near acids, or oxidising agents ▶ No smoking, naked lights, heat or ignition sources.

Conditions for safe storage, including any incompatibilities

Suitable container	<ul style="list-style-type: none"> ▶ Glass container is suitable for laboratory quantities ▶ DO NOT use aluminium, galvanised or tin-plated containers ▶ Lined metal can, lined metal pail/ can. ▶ Plastic pail. ▶ Polyliner drum. ▶ Packing as recommended by manufacturer. ▶ Check all containers are clearly labelled and free from leaks.
Storage incompatibility	<p>Sodium hydroxide/ potassium hydroxide:</p> <ul style="list-style-type: none"> ▶ reacts with water evolving heat and corrosive fumes ▶ reacts violently with acids, trans-acetylene dichloride, aminotetrazole, p-bis(1,3-dibromoethyl), benzene, bromoform, halogenated compounds, nitrogen-containing compounds, organic halogens, chlorine dioxide ((explodes), chloroform, cresols, cyclopentadiene, 4-chloro-2-methylphenol, cis-dichloroethylene, 2,2-dichloro-3,3-dimethylbutane, ethylene chlorohydrin, germanium, iodine pentafluoride, maleic anhydride, p-nitrotoluene, nitrogen trichloride, o-nitrophenol, phosphonium iodide, potassium peroxodisulfate, propylene oxide, 1,2,4,5-tetrachlorobenzene (highly toxic substance is forme), 2,2,3,3-tetrafluoro-1-propanol, tetrahydrofuran, thorium dicarbide, trichloroethanol, 2,4,6-trinitrotoluene, vinyl acetate ▶ reacts with fluorine, nitroalkanes, (forming explosive compounds) ▶ incompatible with acetic acid, acetaldehyde, acetic anhydride, acrolein, acrylonitrile, allyl chloride, organic anhydride, acrylates, alcohols, aldehydes, alkylene oxides, substituted allyls, ammonium chloroplatinate, benzanthrone, bromine, benzene-1,4-diol, carbon dioxide, cellulose nitrate, chlorine trifluoride, 4-chlorobutyronitrile, chlorohydrin, chloronitrotoluenes, chlorosulfonic acid, cinnamaldehyde, caprolactam solution, chlorocresols, 1,2-dichloroethylene, epichlorohydrin, ethylene cyanohydrin, formaldehyde (forms formic acid and flammable hydrogen gas), glycols, glyoxal, hexachloroplatinate, hydrogen sulfide, hydroquinone, iron-silicon, isocyanates, ketones, methyl azide, 4-methyl-2-nitrophenol, mineral acids (forming corresponding salt), nitrobenzene, N-nitrosohydroxylamine, nitrates pentol, phenols, phosphorus, phosphorus pentaoxide, beta-propiolactone, sodium, sulfur dioxide, tetrahydroborate, 1,1,1,2-tetrachloroethane, 2,2,2-trichloroethanol, trichloronitromethane, zirconium ▶ ignites on contact with cinnamaldehyde or zinc and reacts explosively with a mixture of chloroform and methane ▶ forms heat-, friction-, and/ or shock-sensitive- explosive salts with nitro-compounds, cyanogen azide, 3-ethyl-4-hydroxy-1,2,5-oxadiazole, 3-methyl-2-penten-4-yn-1-ol, N,N'-bis(2,2,2-trinitroethyl)urea, trichloroethylene (forms dichloroacetylene) ▶ increase the explosive sensitivity of nitromethane ▶ attacks some plastics, rubber, coatings and metals: aluminium, tin, zinc, etc, and their alloys, producing flammable hydrogen gas <p>▶ In presence of moisture, the material is corrosive to aluminium, zinc and tin producing highly flammable hydrogen gas.</p> <ul style="list-style-type: none"> ▶ Avoid strong acids, acid chlorides, acid anhydrides and chloroformates. ▶ Avoid contact with copper, aluminium and their alloys.

SECTION 8 Exposure controls / personal protection

Control parameters

Occupational Exposure Limits (OEL)

INGREDIENT DATA


Source	Ingredient	Material name	TWA	STEL	Peak	Notes
US OSHA Permissible Exposure Limits (PELs) Table Z-1	sodium hydroxide	Sodium hydroxide	2 mg/m3	Not Available	Not Available	Not Available
US NIOSH Recommended Exposure Limits (RELs)	sodium hydroxide	Sodium hydroxide	Not Available	Not Available	2 mg/m3	Not Available

Continued...

Hercules Cesspool Cleaner

Source	Ingredient	Material name	TWA	STEL	Peak	Notes
US ACGIH Threshold Limit Values (TLV)	sodium hydroxide	Sodium hydroxide	Not Available	Not Available	2 mg/m3	Not Available

Exposure controls

<p>Appropriate engineering controls</p>	<p>Engineering controls are used to remove a hazard or place a barrier between the worker and the hazard. Well-designed engineering controls can be highly effective in protecting workers and will typically be independent of worker interactions to provide this high level of protection.</p> <p>The basic types of engineering controls are:</p> <p>Process controls which involve changing the way a job activity or process is done to reduce the risk.</p> <p>Enclosure and/or isolation of emission source which keeps a selected hazard 'physically' away from the worker and ventilation that strategically 'adds' and 'removes' air in the work environment. Ventilation can remove or dilute an air contaminant if designed properly. The design of a ventilation system must match the particular process and chemical or contaminant in use. Employers may need to use multiple types of controls to prevent employee overexposure.</p> <p>General exhaust is adequate under normal operating conditions. Local exhaust ventilation may be required in special circumstances. If risk of overexposure exists, wear approved respirator. Supplied-air type respirator may be required in special circumstances. Correct fit is essential to ensure adequate protection. Provide adequate ventilation in warehouses and enclosed storage areas. Air contaminants generated in the workplace possess varying 'escape' velocities which, in turn, determine the 'capture velocities' of fresh circulating air required to effectively remove the contaminant.</p> <table border="1" data-bbox="430 751 1453 1033"> <thead> <tr> <th>Type of Contaminant:</th> <th>Air Speed:</th> </tr> </thead> <tbody> <tr> <td>solvent, vapours, degreasing etc., evaporating from tank (in still air).</td> <td>0.25-0.5 m/s (50-100 f/min)</td> </tr> <tr> <td>aerosols, fumes from pouring operations, intermittent container filling, low speed conveyer transfers, welding, spray drift, plating acid fumes, pickling (released at low velocity into zone of active generation)</td> <td>0.5-1 m/s (100-200 f/min.)</td> </tr> <tr> <td>direct spray, spray painting in shallow booths, drum filling, conveyer loading, crusher dusts, gas discharge (active generation into zone of rapid air motion)</td> <td>1-2.5 m/s (200-500 f/min.)</td> </tr> <tr> <td>grinding, abrasive blasting, tumbling, high speed wheel generated dusts (released at high initial velocity into zone of very high rapid air motion)</td> <td>2.5-10 m/s (500-2000 f/min.)</td> </tr> </tbody> </table> <p>Within each range the appropriate value depends on:</p> <table border="1" data-bbox="430 1087 1161 1266"> <thead> <tr> <th>Lower end of the range</th> <th>Upper end of the range</th> </tr> </thead> <tbody> <tr> <td>1: Room air currents minimal or favourable to capture</td> <td>1: Disturbing room air currents</td> </tr> <tr> <td>2: Contaminants of low toxicity or of nuisance value only.</td> <td>2: Contaminants of high toxicity</td> </tr> <tr> <td>3: Intermittent, low production.</td> <td>3: High production, heavy use</td> </tr> <tr> <td>4: Large hood or large air mass in motion</td> <td>4: Small hood-local control only</td> </tr> </tbody> </table> <p>Simple theory shows that air velocity falls rapidly with distance away from the opening of a simple extraction pipe. Velocity generally decreases with the square of distance from the extraction point (in simple cases). Therefore the air speed at the extraction point should be adjusted, accordingly, after reference to distance from the contaminating source. The air velocity at the extraction fan, for example, should be a minimum of 1-2 m/s (200-400 f/min) for extraction of solvents generated in a tank 2 meters distant from the extraction point. Other mechanical considerations, producing performance deficits within the extraction apparatus, make it essential that theoretical air velocities are multiplied by factors of 10 or more when extraction systems are installed or used.</p>	Type of Contaminant:	Air Speed:	solvent, vapours, degreasing etc., evaporating from tank (in still air).	0.25-0.5 m/s (50-100 f/min)	aerosols, fumes from pouring operations, intermittent container filling, low speed conveyer transfers, welding, spray drift, plating acid fumes, pickling (released at low velocity into zone of active generation)	0.5-1 m/s (100-200 f/min.)	direct spray, spray painting in shallow booths, drum filling, conveyer loading, crusher dusts, gas discharge (active generation into zone of rapid air motion)	1-2.5 m/s (200-500 f/min.)	grinding, abrasive blasting, tumbling, high speed wheel generated dusts (released at high initial velocity into zone of very high rapid air motion)	2.5-10 m/s (500-2000 f/min.)	Lower end of the range	Upper end of the range	1: Room air currents minimal or favourable to capture	1: Disturbing room air currents	2: Contaminants of low toxicity or of nuisance value only.	2: Contaminants of high toxicity	3: Intermittent, low production.	3: High production, heavy use	4: Large hood or large air mass in motion	4: Small hood-local control only
Type of Contaminant:	Air Speed:																				
solvent, vapours, degreasing etc., evaporating from tank (in still air).	0.25-0.5 m/s (50-100 f/min)																				
aerosols, fumes from pouring operations, intermittent container filling, low speed conveyer transfers, welding, spray drift, plating acid fumes, pickling (released at low velocity into zone of active generation)	0.5-1 m/s (100-200 f/min.)																				
direct spray, spray painting in shallow booths, drum filling, conveyer loading, crusher dusts, gas discharge (active generation into zone of rapid air motion)	1-2.5 m/s (200-500 f/min.)																				
grinding, abrasive blasting, tumbling, high speed wheel generated dusts (released at high initial velocity into zone of very high rapid air motion)	2.5-10 m/s (500-2000 f/min.)																				
Lower end of the range	Upper end of the range																				
1: Room air currents minimal or favourable to capture	1: Disturbing room air currents																				
2: Contaminants of low toxicity or of nuisance value only.	2: Contaminants of high toxicity																				
3: Intermittent, low production.	3: High production, heavy use																				
4: Large hood or large air mass in motion	4: Small hood-local control only																				
<p>Personal protection</p>																					
<p>Eye and face protection</p>	<ul style="list-style-type: none"> ▶ Safety glasses with unperforated side shields may be used where continuous eye protection is desirable, as in laboratories; spectacles are not sufficient where complete eye protection is needed such as when handling bulk-quantities, where there is a danger of splashing, or if the material may be under pressure. ▶ Chemical goggles whenever there is a danger of the material coming in contact with the eyes; goggles must be properly fitted. ▶ Full face shield (20 cm, 8 in minimum) may be required for supplementary but never for primary protection of eyes; these afford face protection. ▶ Alternatively a gas mask may replace splash goggles and face shields. ▶ Contact lenses may pose a special hazard; soft contact lenses may absorb and concentrate irritants. A written policy document, describing the wearing of lenses or restrictions on use, should be created for each workplace or task. This should include a review of lens absorption and adsorption for the class of chemicals in use and an account of injury experience. Medical and first-aid personnel should be trained in their removal and suitable equipment should be readily available. In the event of chemical exposure, begin eye irrigation immediately and remove contact lens as soon as practicable. Lens should be removed at the first signs of eye redness or irritation - lens should be removed in a clean environment only after workers have washed hands thoroughly. [CDC NIOSH Current Intelligence Bulletin 59], [AS/NZS 1336 or national equivalent] 																				

Hercules Cesspool Cleaner

Skin protection	See Hand protection below
Hands/feet protection	▶ Elbow length PVC gloves
Body protection	See Other protection below
Other protection	<ul style="list-style-type: none"> ▶ Overalls. ▶ PVC Apron. ▶ PVC protective suit may be required if exposure severe. ▶ Eyewash unit. ▶ Ensure there is ready access to a safety shower.

Respiratory protection

Particulate. (AS/NZS 1716 & 1715, EN 143:2000 & 149:001, ANSI Z88 or national equivalent)

- Respirators may be necessary when engineering and administrative controls do not adequately prevent exposures.
- The decision to use respiratory protection should be based on professional judgment that takes into account toxicity information, exposure measurement data, and frequency and likelihood of the worker's exposure - ensure users are not subject to high thermal loads which may result in heat stress or distress due to personal protective equipment (powered, positive flow, full face apparatus may be an option).
- Published occupational exposure limits, where they exist, will assist in determining the adequacy of the selected respiratory protection. These may be government mandated or vendor recommended.
- Certified respirators will be useful for protecting workers from inhalation of particulates when properly selected and fit tested as part of a complete respiratory protection program.
- Where protection from nuisance levels of dusts are desired, use type N95 (US) or type P1 (EN143) dust masks. Use respirators and components tested and approved under appropriate government standards such as NIOSH (US) or CEN (EU)
- Use approved positive flow mask if significant quantities of dust becomes airborne.
- Try to avoid creating dust conditions.

Class P2 particulate filters are used for protection against mechanically and thermally generated particulates or both.

P2 is a respiratory filter rating under various international standards, Filters at least 94% of airborne particles

Suitable for:

- Relatively small particles generated by mechanical processes eg. grinding, cutting, sanding, drilling, sawing.
- Sub-micron thermally generated particles e.g. welding fumes, fertilizer and bushfire smoke.
- Biologically active airborne particles under specified infection control applications e.g. viruses, bacteria, COVID-19, SARS

SECTION 9 Physical and chemical properties

Information on basic physical and chemical properties

Appearance	Solid Flake		
Physical state	Solid	Relative density (Water = 1)	Not Available
Odour	No odor	Partition coefficient n-octanol / water	Not Available
Odour threshold	Not Available	Auto-ignition temperature (°C)	Not Available
pH (as supplied)	13-14	Decomposition temperature	Not Available
Melting point / freezing point (°C)	Not Available	Viscosity (cSt)	Not Available
Initial boiling point and boiling range (°C)	Not Available	Molecular weight (g/mol)	Not Available
Flash point (°C)	>100	Taste	Not Available
Evaporation rate	Not Available	Explosive properties	Not Available
Flammability	Not Applicable	Oxidising properties	Not Available
Upper Explosive Limit (%)	Not Available	Surface Tension (dyn/cm or mN/m)	Not Applicable
Lower Explosive Limit (%)	Not Available	Volatile Component (%vol)	Not Available
Vapour pressure (kPa)	Not Available	Gas group	Not Available
Solubility in water	Miscible	pH as a solution (%)	Not Available
Vapour density (Air = 1)	>2.13	VOC g/L	0

Continued...

Hercules Cesspool Cleaner

SECTION 10 Stability and reactivity

Reactivity	See section 7
Chemical stability	<ul style="list-style-type: none"> ▶ Unstable in the presence of incompatible materials. ▶ Product is considered stable. ▶ Hazardous polymerisation will not occur.
Possibility of hazardous reactions	See section 7
Conditions to avoid	See section 7
Incompatible materials	See section 7
Hazardous decomposition products	See section 5

SECTION 11 Toxicological information

Information on toxicological effects

Inhaled	<p>Inhaling corrosive bases may irritate the respiratory tract. Symptoms include cough, choking, pain and damage to the mucous membrane.</p> <p>There is strong evidence to suggest that this material can cause, if inhaled once, serious, irreversible damage of organs. Sudden inhalation of sodium hydroxide dust may produce fatal outcome such as spasm, inflammation of the throat and airway, burns, severe lung inflammation and fluid accumulated in the lungs. These manifest as coughing, wheezing, shortness of breath, headache, nausea and vomiting.</p> <p>The material can cause respiratory irritation in some persons. The body's response to such irritation can cause further lung damage.</p> <p>There is strong evidence to suggest that this material, on a single contact with skin, can cause serious, irreversible damage of organs.</p>
Ingestion	<p>Strong evidence exists that exposure to the material may cause irreversible damage (other than cancer, mutations and birth defects) following a single exposure by swallowing.</p> <p>Ingestion of alkaline corrosives may produce burns around the mouth, ulcerations and swellings of the mucous membranes, profuse saliva production, with an inability to speak or swallow. Both the oesophagus and stomach may experience burning pain; vomiting and diarrhoea may follow.</p> <p>The material is not thought to produce adverse health effects following ingestion. Nevertheless, adverse systemic effects have been produced following exposure of animals by at least one other route and good hygiene practice requires that exposure be kept to a minimum.</p> <p>Ingestion of sodium hydroxide may result in severe pain, burns to the mouth, throat, stomach, nausea and vomiting, swelling of the throat and subsequent perforation of the gastro-intestinal tract and suffocation but a 1% solution (pH 13.4) of sodium hydroxide in water failed to cause any damage of the stomach or gullet in rabbits.</p> <p>Accidental ingestion of the material may be damaging to the health of the individual.</p>
Skin Contact	<p>Skin contact with the material may be harmful; systemic effects may result following absorption.</p> <p>The material can produce severe chemical burns following direct contact with the skin.</p> <p>There is strong evidence to suggest that this material, on a single contact with skin, can cause serious, irreversible damage of organs.</p> <p>Sodium hydroxide causes burns which may take time to manifest and cause pain, thus care should be taken to avoid contamination of gloves and boots.</p> <p>A 5% aqueous solution of it produces tissue death on rabbit skin while 1% solution caused no effect on irrigated rabbit eye.</p> <p>Skin contact with alkaline corrosives may produce severe pain and burns; brownish stains may develop. The corroded area may be soft, gelatinous and necrotic; tissue destruction may be deep.</p> <p>Open cuts, abraded or irritated skin should not be exposed to this material</p> <p>Entry into the blood-stream, through, for example, cuts, abrasions or lesions, may produce systemic injury with harmful effects. Examine the skin prior to the use of the material and ensure that any external damage is suitably protected.</p>
Eye	<p>If applied to the eyes, this material causes severe eye damage.</p> <p>Direct eye contact with corrosive bases can cause pain and burns. There may be swelling, epithelium destruction, clouding of the cornea and inflammation of the iris. Mild cases often resolve; severe cases can be prolonged with complications such as persistent swelling, scarring, permanent cloudiness, bulging of the eye, cataracts, eyelids glued to the eyeball and blindness.</p>
Chronic	<p>Repeated or prolonged exposure to corrosives may result in the erosion of teeth, inflammatory and ulcerative changes in the mouth and necrosis (rarely) of the jaw. Bronchial irritation, with cough, and frequent attacks of bronchial pneumonia may ensue.</p>

Acute Toxicity	✗	Carcinogenicity	✗
Skin Irritation/Corrosion	✓	Reproductivity	✗

Hercules Cesspool Cleaner

Serious Eye Damage/Irritation	✓	STOT - Single Exposure	✗
Respiratory or Skin sensitisation	✗	STOT - Repeated Exposure	✗
Mutagenicity	✗	Aspiration Hazard	✗

Legend: ✗ – Data either not available or does not fill the criteria for classification
 ✓ – Data available to make classification

SECTION 12 Ecological information

Toxicity

Hercules Cesspool Cleaner	Endpoint	Test Duration (hr)	Species	Value	Source
	Not Available	Not Available	Not Available	Not Available	Not Available

sodium hydroxide	Endpoint	Test Duration (hr)	Species	Value	Source
	EC50(ECx)	48h	Crustacea	34.59-47.13mg/l	4
	LC50	96h	Fish	144-267mg/l	4
	EC50	48h	Crustacea	34.59-47.13mg/l	4

Legend: *Extracted from 1. IUCLID Toxicity Data 2. Europe ECHA Registered Substances - Ecotoxicological Information - Aquatic Toxicity 3. EPIWIN Suite V3.12 (QSAR) - Aquatic Toxicity Data (Estimated) 4. US EPA, Ecotox database - Aquatic Toxicity Data 5. ECETOC Aquatic Hazard Assessment Data 6. NITE (Japan) - Bioconcentration Data 7. METI (Japan) - Bioconcentration Data 8. Vendor Data*

Harmful to aquatic organisms.

For Metal:

Atmospheric Fate - Metal-containing inorganic substances generally have negligible vapour pressure and are not expected to partition to air.

Environmental Fate: Environmental processes, such as oxidation, the presence of acids or bases and microbiological processes, may transform insoluble metals to more soluble ionic forms. Environmental processes may enhance bioavailability and may also be important in changing solubilities.

Aquatic/Terrestrial Fate: When released to dry soil, most metals will exhibit limited mobility and remain in the upper layer; some will leach locally into ground water and/ or surface water ecosystems when soaked by rain or melt ice. A metal ion is considered infinitely persistent because it cannot degrade further. Once released to surface waters and moist soils their fate depends on solubility and dissociation in water. A significant proportion of dissolved/ sorbed metals will end up in sediments through the settling of suspended particles. The remaining metal ions can then be taken up by aquatic organisms. Ionic species may bind to dissolved ligands or sorb to solid particles in water.

Ecotoxicity: Even though many metals show few toxic effects at physiological pH levels, transformation may introduce new or magnified effects.

Prevent, by any means available, spillage from entering drains or water courses.

DO NOT discharge into sewer or waterways.

Persistence and degradability

Ingredient	Persistence: Water/Soil	Persistence: Air
sodium hydroxide	LOW	LOW

Bioaccumulative potential

Ingredient	Bioaccumulation
sodium hydroxide	LOW (LogKOW = -3.8796)

Mobility in soil

Ingredient	Mobility
sodium hydroxide	LOW (KOC = 14.3)

SECTION 13 Disposal considerations

Waste treatment methods

Product / Packaging disposal	<ul style="list-style-type: none"> ▶ Containers may still present a chemical hazard/ danger when empty. ▶ Return to supplier for reuse/ recycling if possible. Otherwise: <ul style="list-style-type: none"> ▶ If container can not be cleaned sufficiently well to ensure that residuals do not remain or if the container cannot be used to
------------------------------	--


Continued...

Hercules Cesspool Cleaner

- store the same product, then puncture containers, to prevent re-use, and bury at an authorised landfill.
- ▶ Where possible retain label warnings and SDS and observe all notices pertaining to the product.
 - ▶ **DO NOT** allow wash water from cleaning or process equipment to enter drains.
 - ▶ It may be necessary to collect all wash water for treatment before disposal.
 - ▶ In all cases disposal to sewer may be subject to local laws and regulations and these should be considered first.
 - ▶ Where in doubt contact the responsible authority.
 - ▶ Recycle wherever possible.
 - ▶ Consult manufacturer for recycling options or consult local or regional waste management authority for disposal if no suitable treatment or disposal facility can be identified.
 - ▶ Treat and neutralise at an approved treatment plant.
 - ▶ Treatment should involve: Mixing or slurring in water; Neutralisation with suitable dilute acid followed by: burial in a land-fill specifically licensed to accept chemical and / or pharmaceutical wastes or Incineration in a licensed apparatus (after admixture with suitable combustible material).
 - ▶ Decontaminate empty containers. Observe all label safeguards until containers are cleaned and destroyed.

SECTION 14 Transport information

Labels Required

	
Marine Pollutant	NO

Land transport (DOT)

UN number	1823	
UN proper shipping name	Sodium hydroxide, solid	
Transport hazard class(es)	Class	8
	Subrisk	Not Applicable
Packing group	II	
Environmental hazard	Not Applicable	
Special precautions for user	Hazard Label	8
	Special provisions	IB8, IP2, IP4, T3, TP33

Air transport (ICAO-IATA / DGR)

UN number	1823	
UN proper shipping name	Sodium hydroxide, solid	
Transport hazard class(es)	ICAO/IATA Class	8
	ICAO / IATA Subrisk	Not Applicable
	ERG Code	8L
Packing group	II	
Environmental hazard	Not Applicable	
Special precautions for user	Special provisions	Not Applicable
	Cargo Only Packing Instructions	863
	Cargo Only Maximum Qty / Pack	50 kg
	Passenger and Cargo Packing Instructions	859
	Passenger and Cargo Maximum Qty / Pack	15 kg
	Passenger and Cargo Limited Quantity Packing Instructions	Y844
	Passenger and Cargo Limited Maximum Qty / Pack	5 kg

Sea transport (IMDG-Code / GGVSee)

UN number	1823
UN proper shipping name	SODIUM HYDROXIDE, SOLID

Hercules Cesspool Cleaner

Transport hazard class(es)	IMDG Class	8
	IMDG Subrisk	Not Applicable
Packing group	II	
Environmental hazard	Not Applicable	
Special precautions for user	EMS Number	F-A , S-B
	Special provisions	Not Applicable
	Limited Quantities	1 kg

Transport in bulk according to Annex II of MARPOL and the IBC code

Not Applicable

Transport in bulk in accordance with MARPOL Annex V and the IMSBC Code

Product name	Group
sodium hydroxide	Not Available

Transport in bulk in accordance with the ICG Code

Product name	Ship Type
sodium hydroxide	Not Available

SECTION 15 Regulatory information**Safety, health and environmental regulations / legislation specific for the substance or mixture****sodium hydroxide is found on the following regulatory lists**

US - Massachusetts - Right To Know Listed Chemicals

US ACGIH Threshold Limit Values (TLV)

US CWA (Clean Water Act) - List of Hazardous Substances

US DOE Temporary Emergency Exposure Limits (TEELs)

US NIOSH Recommended Exposure Limits (RELs)

US OSHA Permissible Exposure Limits (PELs) Table Z-1

US Toxic Substances Control Act (TSCA) - Chemical Substance Inventory

US TSCA Chemical Substance Inventory - Interim List of Active Substances

Federal Regulations**Superfund Amendments and Reauthorization Act of 1986 (SARA)****Section 311/312 hazard categories**

Flammable (Gases, Aerosols, Liquids, or Solids)	No
Gas under pressure	No
Explosive	No
Self-heating	No
Pyrophoric (Liquid or Solid)	No
Pyrophoric Gas	No
Corrosive to metal	Yes
Oxidizer (Liquid, Solid or Gas)	No
Organic Peroxide	No
Self-reactive	No
In contact with water emits flammable gas	No
Combustible Dust	No
Carcinogenicity	No
Acute toxicity (any route of exposure)	No
Reproductive toxicity	No
Skin Corrosion or Irritation	Yes
Respiratory or Skin Sensitization	No
Serious eye damage or eye irritation	Yes
Specific target organ toxicity (single or repeated exposure)	No
Aspiration Hazard	No

Continued...

Hercules Cesspool Cleaner

Germ cell mutagenicity	No
Simple Asphyxiant	No
Hazards Not Otherwise Classified	No

US. EPA CERCLA Hazardous Substances and Reportable Quantities (40 CFR 302.4)

Name	Reportable Quantity in Pounds (lb)	Reportable Quantity in kg
sodium hydroxide	1000	454

State Regulations

US. California Proposition 65

None Reported

National Inventory Status

National Inventory	Status
USA - TSCA	Yes
Legend:	Yes = All CAS declared ingredients are on the inventory No = One or more of the CAS listed ingredients are not on the inventory. These ingredients may be exempt or will require registration.

SECTION 16 Other information

Revision Date	01/07/2022
Initial Date	12/19/2021

Other information

The SDS is a Hazard Communication tool and should be used to assist in the Risk Assessment. Many factors determine whether the reported Hazards are Risks in the workplace or other settings. Risks may be determined by reference to Exposures Scenarios. Scale of use, frequency of use and current or available engineering controls must be considered.

Definitions and abbreviations

PC—TWA: Permissible Concentration-Time Weighted Average
 PC—STEL: Permissible Concentration-Short Term Exposure Limit
 IARC: International Agency for Research on Cancer
 ACGIH: American Conference of Governmental Industrial Hygienists
 STEL: Short Term Exposure Limit
 TEEL: Temporary Emergency Exposure Limit.
 IDLH: Immediately Dangerous to Life or Health Concentrations
 ES: Exposure Standard
 OSF: Odour Safety Factor
 NOAEL :No Observed Adverse Effect Level
 LOAEL: Lowest Observed Adverse Effect Level
 TLV: Threshold Limit Value
 LOD: Limit Of Detection
 OTV: Odour Threshold Value
 BCF: BioConcentration Factors
 BEI: Biological Exposure Index
 AII: Australian Inventory of Industrial Chemicals
 DSL: Domestic Substances List
 NDSL: Non-Domestic Substances List
 IECSC: Inventory of Existing Chemical Substance in China
 EINECS: European Inventory of Existing Commercial chemical Substances
 ELINCS: European List of Notified Chemical Substances
 NLP: No-Longer Polymers
 ENCS: Existing and New Chemical Substances Inventory
 KECI: Korea Existing Chemicals Inventory
 NZIoC: New Zealand Inventory of Chemicals
 PICCS: Philippine Inventory of Chemicals and Chemical Substances
 TSCA: Toxic Substances Control Act
 TCSI: Taiwan Chemical Substance Inventory
 INSQ: Inventario Nacional de Sustancias Químicas
 NCI: National Chemical Inventory

Hercules Cesspool Cleaner

FBEPH: Russian Register of Potentially Hazardous Chemical and Biological Substances